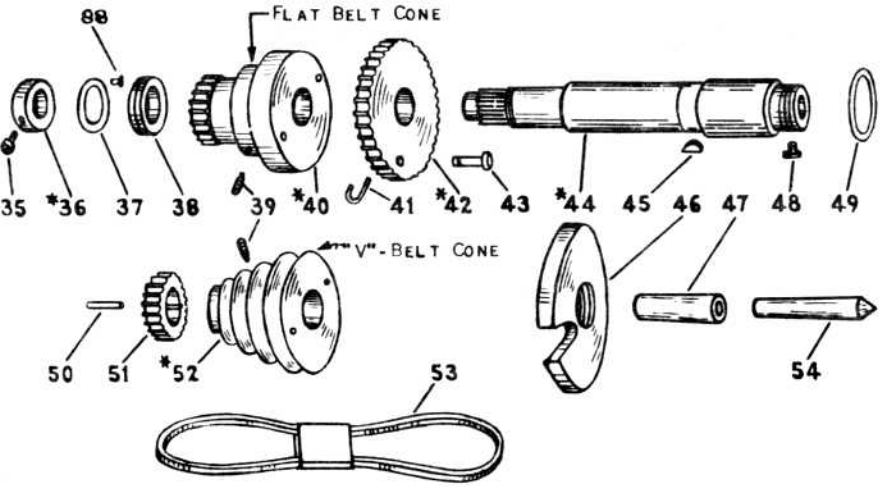
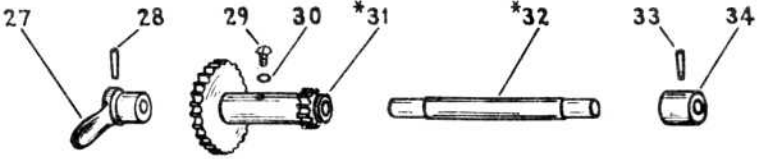


10K HORIZONTAL DRIVE HEADSTOCK
Model A, B, & C

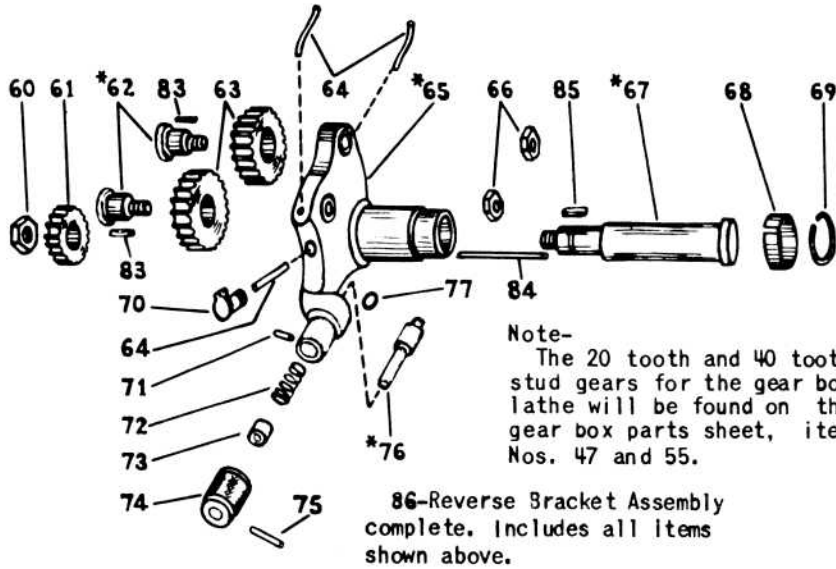


ITEM NO.	PART NO.	PART NAME
1	PT387NK1	RUBBER BUMPER
2	114X220	CAP SCREW
3	PT2577K4	COVER
4	AS373KH2	CAPILLARY OILER
5	PT1165RH1	SCREW
6	PT2578K1	FLAT SPRING
7	AS441-3	LUBE CHART
8	183X103	WASHER
9	PT523K2	EXPANDER (SMALL)
10	*AS512K1	SMALL BEARING (4-5-8-9-19-20)
11	PT377NR1	STOP SCREW
12	139X26	NUT
13	112X1112	SCREW
14	PT374NR1	SPRING
15	PT1075NR1	SHOE
16	*AS511K1	LARGE BEARING (4-5-8-17-21-22)
17	PT524K2	EXPANDER (LARGE)
18	PT2676NK1	OILER
19	PT365K1	LAM. SHIM
20	PT366K1	SOLID SHIM
21	PT363K1	LAM. SHIM
22	PT364K1	SOLID SHIM
23	PT10K3	HEADSTOCK
24	PT13NK1	CLAMP
25	PT1672NK1	WASHER
26	112X228	CLAMP SCREW
27	PT24NK2	ORDER ITEM 32
28	168X312	TAPER PIN
29	PT1151N1	SCREW
30	PT378NK1	OIL HOLE WASHER
31	*AS361NK2	BACK GEAR (29-30)
32	*AS202NK1	ECC. SHAFT (27-28-33-34)
33	168X310	TAPER PIN
34	PT438NK1	ORDER ITEM 32
35	PT382NK1	SCREW
36	*AS25NK1	TAKE-UP NUT (35-37)
37	PT26NK1	TAKE-UP WASHER
38	PT207NK1	THRUST BEARING
39	PT381NH1	OIL PLUG SCREW
40	*AS14NK1	CONE (39)
41	PT367NR1	SPRING
42	*AS15NK1	BULL GEAR (41.43)
43	PT214NR2	PLUNGER
44	*AS200K2	SPINDLE (48)
45	PT2090	MORTON KEY

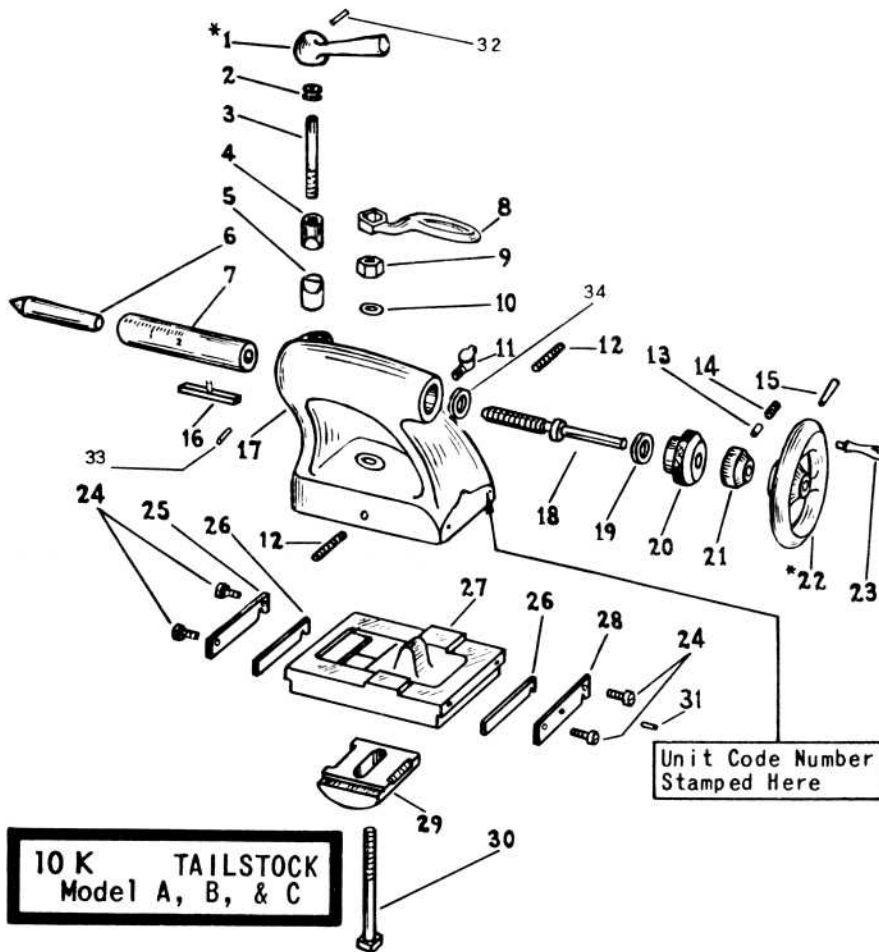
*Available only as sub-assembly. Parts included are indicated by the item numbers appearing in parenthesis after part name.

(Continued on reverse side)

Serial Number of Lathe and Unit Code Number MUST Accompany Order



10 K HEADSTOCK (REVERSE BRACKET)
Model A, B, & C



10 K TAILSTOCK
Model A, B, & C

HEADSTOCK PARTS

ITEM NO.	PART NO.	PART NAME
46	CL 2175NK	FACE PLATE
47	CL 205NK	SPINDLE SLEEVE
48	PT973K1	KEY
49	PT370K1	PROTECTING RING
50	160X23	PIN
51	PT433NK1	V CONE PINION
52	*AS432NK2	V CONE (39-50-51)
53	CE5L520	V BELT
54	CE2401	CENTER
55	PT2576NK1	CONE COVER
56	112X248	SCREW
57	PT2575K1	U. D. HDSTOCK
58	PT385NK1	CLAMPING STUD
59	138X27	NUT
60	137X29	NUT
61	PT28NK1	REV. GEAR
62	*AS229K1	TWIN STUD (66-83)
63	PT27K32NK1	TWIN GEAR
64	256X14	WICK
65	*AS635K2	REV. BRKT. (70*76)
65 A	PT2589NK1	BUSHING
66	139X25	NUT
67	*AS637NK1	REV. SHAFT (60-85)
68	PT2585K2	LOCK BUSHING
69	PT409T1	SNAP RING
70	155X38	OILER
71	PT2584K1	PIN
72	162X35	SPRING
73	PT2586K1	BUSHING
74	PT88NK2	PLUNGER KNOB
75	160X10	PIN
76	*AS640K1	REV. PLUNGER (71-72-73-74-75)
77	PT1501	PLUG
78	121X16	SCREW
79	122X106	SCREW
80	PT1080NK1	SHOE
81	132X1	DRIVE SCREW
82	*AS2583NK1	"CAUTION" PLATE (81)
83	256X1	OIL WICK
84	256X3	OIL WICK
85	164X85	KEY
86	AXS635K2	REV. BRKT. ASSEM.
87	130X103	DRIVE SCREW
88	PT383NR1	PIN

TAILSTOCK PARTS

1	*AS54KR3	LEVER (2-3-32)
2	PT293NR2	ORDER ITEM 1
3	PT206KR3	ORDER ITEM 1
4	PT248KR3	UPPER PLUG
5	PT249KR3	LOWER PLUG
6	CE2401	CENTER
7	PT201KR2	SPINDLE
8	CE2653NK	WRENCH
9	PT283NK1	NUT
10	PT2861NK1	WASHER
11	PT2677NR1	OILER
12	PT278NK1	SET-OVER SCREW
13	PT1076NR1	BINDER SHOE
14	122X104	SCREW
15	168X106	TAPER PIN
16	AS285KR1	KEY
17	PT50K1	T. S. TOP
18	PT226K3	T. S. SCREW
19	PT288NR1	FELT WASHER
20	PT52K2	T. S. NUT
21	*AS287K1	GRAD. DIAL (13-14)
22	*AS53NK1	HANDWHEEL (15-23)
23	PT1480	HANDLE
24	PT1164-1	SCREW
25	PT581K2	RETAINER(FRONT)
26	PT582K1	FELT WIPER
27	PT51K3	T. S. BASE
28	PT580K2	RETAINER (REAR)
29	PT56NK2	T. S. CLAMP
30	143X216	CLAMP BOLT
31	160x18	PIN
32	160X255	PIN
33	160X48	PIN
34	PT3554NR1	RUBBER WASHER

*Available only as sub-assembly. Parts included are indicated by the item numbers appearing in parenthesis after part name.